




Style PREMIUM

使用說明書



感謝您購買「Style PREMIUM」。

本產品為輔助坐姿的產品。

請詳細閱讀使用說明書後，正確安全地使用本產品。

使用說明書中有保證書，請確認保證書上已記載「購買日期、經銷商名稱」等，並於詳閱後妥善保存。

製造商：株式会社MTG

網址：<https://www.mtg.gr.jp>

聯絡地址：453-0041 日本愛知縣名古屋市中村區本陣通4丁目13番 MTG第2HIKARI大樓

總代理(香港及澳門)：信興創美有限公司

網址：www.shlab.com.hk

聯絡地址：香港九龍尖沙咀東部科學館道9號新東海商業中心15樓

顧客服務熱線：2739 8339


MTG
We have many dreams

安全注意事項


使用前請先詳閱本「安全注意事項」，
正確安全地使用本產品。此處所標示的注意事項，是為了防止對您及其他人造成危害或財物損失，讓您能夠正確並安全地使用本產品。


錯誤使用時，其危害或損害程度輕重將依下列標示分別說明。

 **警告** 此標示表示因使用不當而「可能會造成死亡或重傷」的內容。

 **注意** 此標示表示因使用不當而「可能會造成使用者受傷或財物損毀^{*}」的內容。
※財物損毀泛指損毀波及住屋、財物及家畜和寵物等。

必需遵守之事項內容，依照以下標示說明。

 此標示告知此為禁止行為。

 表示強制或指示行為的標示。

警告



以下人士請勿使用本產品，
否則可能會引起意外或損害皮膚及身體。

- 幼童
- 身障人士
- 飲酒後
- 意識模糊者



以下人士請務必諮詢醫生後再使用本產品，
否則可能會引起意外或損害皮膚及身體。

- 罹患腰部疝氣或坐骨神經痛等腰、背疾病者
- 罹患痔瘡等疾病者
- 接觸本產品部分有傷口、濕疹、腫脹、化膿性疾病或過度日曬等皮膚異常者
- 懷孕中或於產後調理期的女性
- 骨骼異常，患有骨質疏鬆等
- 患有脊椎骨折、肌肉拉傷等急症（疼痛性）者

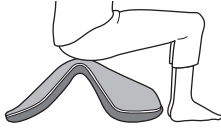
上述情況外，如對使用上有疑慮，請諮詢醫生。

⚠️ 注意



使用本產品時，請遵照以下注意事項。
否則可能導致事故、受傷、破損或髒污等。

• 請勿站在本產品上面，
或顛倒使用本產品。



• 請勿故意彎曲本
產品。



• 使用時請勿仰躺。




- 請勿用於指定用途外的目的。
- 請勿在高溫場所及火源附近使用。
- 請勿讓幼童、寵物使用。
- 請勿在本產品出現破損、布料破裂的狀態下使用。
- 請勿進行拆解、修理、改造等。
- 移動本產品時，請抬起來搬運。拖曳有可能導致刮傷地板或導致本產品受損。抬起來搬運時，請注意避免摔落在地。

繁體中文

ENGLISH

本體外觀、配件



[背面] 標誌



配件

使用說明書（本書）..... 1本

- 在結構上，本產品因製造過程可能會出現皺痕等，此不會造成使用上的問題。
- 本產品因製造材料可能有特殊氣味，此為正常現象。
- 本產品經過一段時間或因溫度變化，可能會出現顏色、形狀或硬度上的變化，但並不會影響本產品的效果。

使用注意事項

- 使用中若出現疼痛、瘙癢、斑疹等異常狀況，請立即停止使用。如果繼續使用，有可能導致症狀惡化。
- 長時間保持同一坐姿，將提高罹患靜脈栓塞（經濟艙綜合症）的風險。請每隔一個小時輕度活動身體一次。
- 本產品有可能會因摩擦而染色到其他物品或產生斑點。特別是濕的衣服，容易出現染色情況，此時請勿使用。
- 請勿拆下布料。
- 請勿在後面口袋裡放有東西，或腰部周圍帶著飾品的狀態下使用本產品。否則將有可能因凸起物等導致布料受損或破裂。
- 持續使用本產品，可能因其慢慢貼合身體曲線而導致外形發生變化，並非品質不良。

基本使用方法



以下狀況請勿使用本產品，
否則將有可能受傷或使產品損壞。

- 無靠背的椅子、
不穩定的椅子



- 座面比本產品小
的椅子



- 坐下後容易下沉的椅子
及沙發



- 汽車、電車
或飛機等
交通工具的座椅



- 坐在本產品上時，
雙腳不著地的椅子



- 搖椅、損傷嚴重的椅子、按摩椅、厚座墊等之上




- 有可能因沙發等的材質不同而出現刮痕、染色等情況。
請鋪上軟布或座墊，使本產品穩定後，再進行使用。

建議在以下場所使用。

餐椅



座面堅硬且不易陷沉的沙發



辦公椅



使用方法

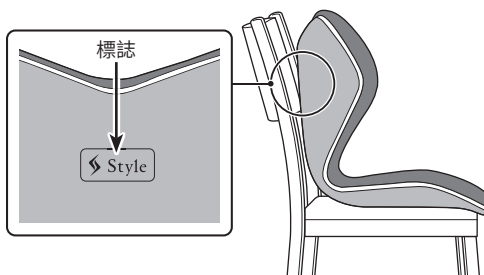
使用標準

- 開始使用時，請以15分鐘為基準，從短時間開始嘗試。
- 臀圍超過110cm的使用者，可能無法達到本產品原有的功能（並非產品的品質問題）。

1

將標誌朝向椅子的靠背側，放上本產品。

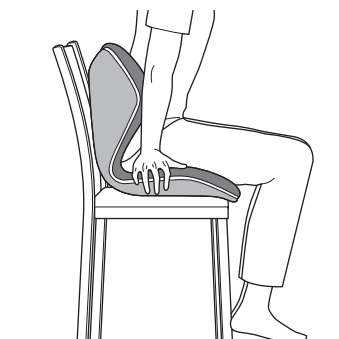
- 請勿在未設有靠背的椅子或交通工具的座椅上等不平穩的地方使用本產品。



2

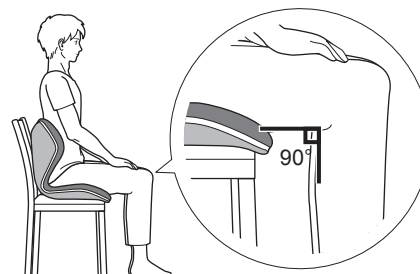
請用雙手撐住本產品的兩側，貼緊椅背深坐在上面。

- 慢慢坐下，並使臀部和椅背之間不要有空隙。
- 請注意避免將手夾在本產品和座位面之間。
- 突然用力坐下，或過度傾仰椅背，會有向後傾倒的危險。



建議坐姿

坐下時膝蓋角度應呈90度，腳底應平放於地板上。



繁體中文

ENGLISH

保養方法

髒污時，請用以下方式進行保養。

- 用擰乾水分的濕毛巾等軟布，輕輕擦拭本產品，拭去髒污後，放在通風陰涼處自然乾燥。
 - 如果上述方法無法清除髒污，請用以下方法進行清潔。
1. 請用軟布浸泡在稀釋成3-5%的中性清潔液後扭乾，再輕輕拭除髒污。
 2. 接著用軟布浸泡在清水或溫水後用力扭乾，輕輕擦拭，然後放在通風良好的陰涼處自然乾燥。

保養的重點

- 本產品不能全部水洗。
- 如果弄濕時，請用乾布輕輕按著，吸取水分。
- 由於污垢經過長時間後有可能無法去除，請盡早處理。
- 請勿使用中性清潔劑以外的清潔劑或除菌、除臭噴霧，以及衣物、布製品用的除臭劑，否則有可能產生斑點。
- 請勿用稀釋液、揮發油、酒精等擦拭，否則有可能造成變形、變色的情況。
- 請勿讓本產品直接吹到風筒或電暖器等的暖風，否則有可能造成變形或破損。

保存方式

- 存放時應避免高溫、高濕度的環境（浴室、汽車內等），放置於遠離日光直射處。
- 切勿保存於孩童伸手可及之處，或寵物出沒位置附近。
- 請勿在本產品上放置物品的狀態下進行保存。

廢棄方式

- 請根據居住地方相關條例棄置本產品。
- 長期使用導致本產品嚴重劃傷或出現裂縫時，請立即停止使用並予以廢棄。

免責聲明

因異常狀況，如因火災、地震、暴動、恐怖襲擊等或顧客蓄意、疏忽或使用不當所造成之損害，本公司將不承擔任何責任。

產品規格、使用條件

產品名稱	Style PREMIUM		
產品型號	YS-AL03A YS-AL18A AM-BK20A YS-AL		
尺寸	約460mm×440mm×430mm	重量	約3.9kg
製造商	株式会社MTG（日本）	原產地	中國
內容	本體、使用說明書	承重量	約120kg
材質	結構材質 聚丙烯 座墊材質 氨基甲酸酯泡棉 表面材質 聚酯92%、聚氨酯8% 底面橡膠 矽膠		

請注意，為改進本產品之功能，規格如有變更，恕不另行通知。

繁體中文

ENGLISH

售後服務保證

保修事項

保證書記載於本使用說明書的封底。

確認保證書上已記載「購買日期、經銷商名稱」等資料，於熟讀保證書內容後仔細保管。

保修期

保修期為購買日期起1年以內。在使用期間內發生異常時，請洽當地經銷商或進口商客服中心。

維修用功能零件供應期

本產品維修用功能零件的最低供應期為產品停止製造後5年。所謂維修用性能部件，是指維持本產品功能所需要的部件。

委託維修時

- 保修期內
顧客購買後1年內，將基於保證書內所記載內容提供免費維修服務。委託維修時，請向當地經銷商或進口商客服中心出示保證書。
- 超過保修期（1年）時
有關超過保修期之後的維修，請洽當地經銷商或進口商客服中心。本公司將依客戶要求提供付費維修服務。

免費維修規則

1. 遵守使用說明書中的各項注意事項正確使用本產品時，若在保修期內發生故障，本公司將提供免費維修服務（配件除外）。
 - A) 符合免費維修條件時，請於保修期內攜帶本產品與保證書，至原購買商家提出申請。
 - B) 當個別原購買商家無法提供免費維修服務時，請洽當地經銷商或進口商客服中心。
2. 即使於保修期內，以下情況仍屬於付費維修範圍：
 - A) 因使用方法錯誤或不當的修理、分解、改造等情形，造成產品故障或損傷。
 - B) 購買後由於運輸或掉落等因素，造成產品故障或損傷。
 - C) 因火災、地震、水災、雷擊、其他天災、公害等情形，等造成產品故障或損傷。
 - D) 意外事件造成產品故障或損傷。
 - E) 未能出示保證書。
 - F) 保證書上未有填寫購買日期、顧客姓名、購買店名，或內容出現塗改。
 - G) 未遵守使用說明書記載的方法使用，造成產品損傷。
 - H) 使用後疏於保養，造成產品故障或損傷。
 - I) 用於非一般家庭用途（例如商業用途等），造成產品故障或損傷。
3. 保證書只限於購買國家、地區有效。
4. 保證書恕不補發，敬請妥善保管。

※本公司可能將保證書上登記的顧客個人資料（姓名、地址、電話號碼），作為保修期間內的特惠活動或後續產品安全檢查活動之用，敬請見諒。

※保證書約定於保證書明訂期限內以及所定條件下得以進行免費維修。因此依據保證書條款所示，發行保證書者（保修責任者）及其他廠商，不得限制顧客法律上的權利。



Style

Style PREMIUM Instruction Manual



Thank you very much for purchasing Style PREMIUM. This product is to support your posture while seated.

Please read this instruction manual carefully and use the product accordingly in a safe manner.

This instruction manual includes a warranty certificate. Please verify the information, including the date of purchase and name of distributor on the warranty certificate, and keep it in a safe place after carefully reading its contents.

Manufactured for MTG Co., Ltd.

MTG No.2 Hikari Bldg., 4-13 Honjin-tori, Nakamura-ku,
Nagoya, Aichi 453-0041, Japan
<https://www.mtg.gr.jp>

Hong Kong and Macau Sole Agent (Distributor) Shun Hing Life and Beauty Co., Ltd.

www.shlab.com.hk
Address: 15/F, New East Ocean Centre, 9 Science
Museum Road, Tsim Sha Tsui East, Kowloon, Hong Kong
Customer Service Hotline: 2739 8339

Designed by MTG Japan Assembled in China

MTG
We have many dreams

Safety Precautions

To ensure that the product is used correctly and safely, please read the instruction manual carefully before use. The precautions described in this manual are intended to ensure safe and proper use of the product and to prevent injuries to yourself and others, or damage to property.

The extent of injury and damage caused by misuse of the product is classified and shown below.

Warning

This symbol indicates cases where incorrect use “may lead to death or serious injury”.

Caution

This symbol indicates cases in which incorrect use of the product could lead to physical injury or property damage*.

*Property damage means any damage related to houses, household appliances or pets.

The following symbols are used in this manual to explain procedures, restrictions, handling precautions, and instructions that should be followed for safety.



This symbol indicates prohibited actions.



This symbol indicates compulsory actions and instructions that must be performed.

Warning



**The following persons should not use this product.
Doing so may cause an accident or problems to the body or skin.**

- Young children
- Those with physical disabilities
- Those who have been drinking alcohol
- Those who feel dizzy or lightheaded



Anyone with the following conditions should not use the product without first consulting a physician.

Doing so may cause an accident or problems to the body or skin.

- Those with disorders of the upper or lower back, such as lower back hernias or sciatic nerve pain
- Those with ailments such as hemorrhoids
- Those with abnormalities in their skin e.g. wounds, rashes, swelling, festering ailments, excessive sunburns, etc., in areas that are in contact with the product
- Women who are pregnant or have just given birth
- Those with a bone disorder, such as osteoporosis
- Those with an acute (painful) condition, such as spine fracture, pulled muscle, etc.

Even if none of the conditions above apply to you, please consult with your physician if you have any concerns about using the product.

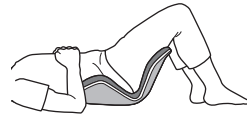
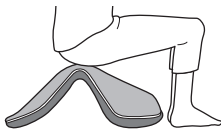
Caution



Follow the precautions below when using the product.

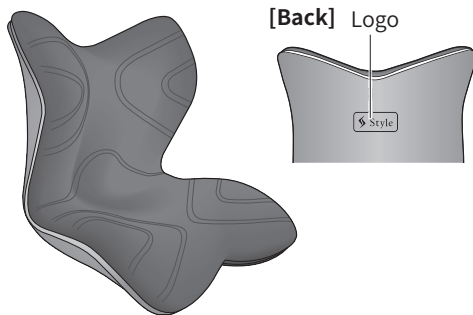
Failure to do so may result in an accident, injury, damage or soiling of the product.

- Do not stand on the product or use it when it is turned over.
- Do not deliberately bend it.
- Do not use it while lying on your back.



- Do not use this product in any manner other than its originally intended use.
- Do not use in a high temperature location or near fire.
- Do not use the product on young children or pets.
- Do not use the product if it is damaged, or if the fabric is torn.
- Do not disassemble, repair or alter the product.
- Lift the product when moving it. Dragging the unit may damage floors or the unit. When carrying this product, ensure that you do not drop it.

Main Unit Appearance / Accessories



Accessories

Instruction Manual (this document)	1
---	---

- Due to the structure of the product, creases may develop in the fabric, but these do not affect its utility.
- You may feel that the materials have a characteristic smell, but this is not a defect.
- The color, shape and/or hardness of the product may change over time or with changes in temperature, but this does not affect its utility.

Precautions for Use

- If any pain, itchiness, rash or other abnormal reaction occurs, stop using the product. Continued use may aggravate the symptoms.
- Sitting in the same posture for a long time increases the risk of developing deep vein thrombosis (economy class syndrome). It is good to get up and move a bit once a while on an hourly interval.
- Friction with this product may result in transfer of color and/or staining. Do not use the product while clothes are damp or wet as this may cause the transfer of color.
- Do not peel off the fabric.
- Do not use the product with anything in your back pocket or with anything around your waist. Protruding objects may result in damage and tearing to the fabric.
- The product may change its shape slightly over time during use as it conforms to your body, but this is not a defect.

Basic Usage

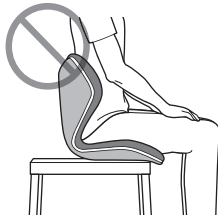
繁體中文

ENGLISH



Please do not use in the following situations. Doing so may result in injury or damage.

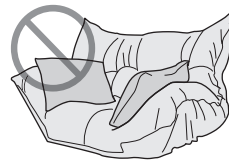
- Without a back rest or unstable chair



- If the chair's seat is smaller than the product's



- If the product will sink deep into a chair or sofa



- On the seat of vehicles, such as cars, trains or planes



- If your feet will not touch the ground from the chair



- With rocking chairs, badly damaged chairs, massage chairs or thick cushions



- Depending on the materials of sofas, etc., there is a risk of scratching or discoloration.

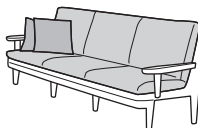
Use a cloth or a cushion under the product that does not make it unstable.

Use in the following places is recommended.

Dining chairs



Sofas with hard seat cushions



Office chairs



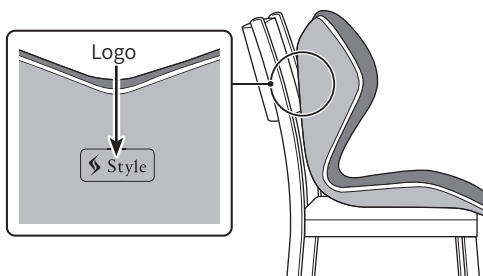
Usage

Usage Guide

- When first using the product, try using it for a short time, such as 15 minutes.
- You may not be able to fully enjoy the benefits of this product if your hip measurements are around 110 cm or more. (This is not indicative of an issue with the product itself.)

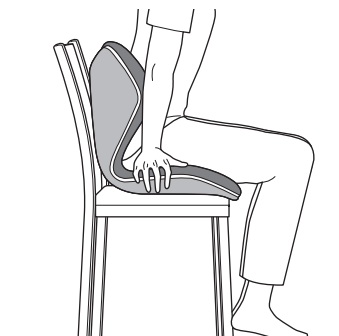
1 Place the unit on a chair with the logo facing the chair's backrest.

- Do not use anywhere that is unstable, such as chairs without backrests, seats of vehicles, etc.



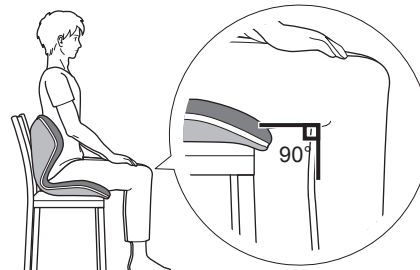
2 Support both sides of the seat with your hands and sit all the way to the back.

- Sit slowly so that there is no gap between your rear and the backrest.
- Be careful not to get your hands pinched between the product and the surface of the chair.
- Sitting suddenly may result in too much weight being put on the backrest, causing the product to fall backwards.



Recommended Posture

Sit so your knees form a 90 degree angle when your feet are firmly on the floor.



Maintenance

If it gets dirty, clean it as follows.

- Clean by gently dabbing with a moistened cloth that has been well wrung out and air dry the product in a well-ventilated, shady location.
- If still dirty, clean as follows.
 1. If dirt is sticking to the product, soak a cloth in a neutral detergent solution of 3% to 5%, wring it out well and dab gently at the product to wipe it off.
 2. Then soak the cloth in cold or lukewarm water, wring it out well and dab at the product again to rinse it, and air dry the product in a well-ventilated, shady location.

Things to Note When Cleaning

- The product cannot be laundered whole.
- If wet, pat gently with a dry cloth to remove moisture.
- Dirt left for a long time may become difficult to remove, so clean it as soon as possible.
- Do not use any detergent other than a neutral detergent for cleaning, nor sterilizing or deodorizing sprays, deodorants for cloth products, etc. Doing so may result in staining.
- Do not wipe the product off with paint thinner, benzene or alcohol. It may cause deformation and/or discoloring.
- Do not blow hot air directly on it, such as from a hair dryer or fan heater. Doing so may result in deformation or damage.

Storage

- When storing the product, avoid a high temperature or humid location (such as inside a car or bathroom) and keep it away from direct sunlight.
- Keep out of the reach of young children and store away from pets.
- Do not store anything on top of the product.

Disposal

- Dispose of the product according to the regulations of your local government.
- Dispose of the product if cuts or cracks develop in it.

Disclaimer

Our Company is not responsible for damage resulting from fire, earthquakes, riots, terrorism or other events; from intentional or unintentional misuse by the customer; or from abnormal conditions.

Product Specifications / Usage Conditions

Product name	Style PREMIUM		
Model Number	YS-AL03A	YS-AL18A	AM-BK20A YS-AL
Size	Approx. 460mm×440mm×430mm	Weight	Approx. 3.9kg
Made by	MTG Co., Ltd. (Japan)	Country of origin	China
Items included	Product, Instruction Manual	Maximum Load	Approx. 120kg
Materials	Structure material: Polypropylene Cushioning medium: Urethane foam Covering: Polyester 92%, Polyurethane 8% Base rubber: Silicone rubber		

Specifications are subject to change without notice for ongoing product modifications and improvements.

Warranty and After-sales Service

Warranty certificate

The warranty certificate is printed on the back of this instruction manual.

Be sure to fill in the date of purchase, store name and other requested information, and keep the warranty certificate after you have read it.

Warranty Period

The warranty period is 1 year from the date of purchase. If there are any problems during use, please consult the local agent customer service station or importer.

Minimum retention period for service functional parts

The minimum retention period for service functional parts for this product is 5 years from the discontinuation of manufacture. "Service functional parts" means parts that are required to maintain the functionality of this product.

When requesting repairs

- During warranty period
Free repairs will be provided during the 1 year warranty period according to what is stated on the warranty certificate. To request a repair, present the warranty certificate at the local agent customer service station or importer.
- After the 1 year warranty has ended
For repairs after the end of the warranty period, consult the local agent customer service station or importer. Repairs will be provided for a fee.

繁體中文

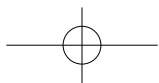
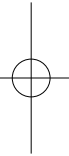
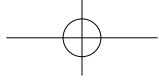
ENGLISH

Rules for Free Repairs

1. If this product fails within the warranty period when used correctly in accordance with the precautions in the instruction manual, repairs will be provided free of charge (Excluding accessories)
 - a) When requesting a free repair, bring the warranty certificate and the product to the store of purchase and present them with your request.
 - b) If the store of purchase cannot provide free repairs, please contact your local customer service station or importer.
2. Even within the warranty period, a fee will be charged for repairs in the following cases:
 - a) Product damage due to incorrect use, inappropriate repair, disassembly, or modification
 - b) Product damage due to transport or dropping after purchase
 - c) Product damage due to fire, earthquake, water damage, lightning, other natural disasters, or pollution
 - d) Product damage that occurs when loaded onto an automobile, ship, or other vehicle
 - e) When the warranty certificate is not presented
 - f) If the date of purchase, customer name, or store name is not written on the warranty certificate or has been altered
 - g) Product failure or damage due to use contrary to that indicated in the instruction manual
 - h) Product damage due to neglect of care after use
 - i) Product damage that occurs when used other than for ordinary personal use (for example, commercial use)
3. The warranty certificate is only valid in the country or area of purchase.
4. Keep the warranty certificate as it will not be reissued.

* Please understand that the personal information (name, address, and telephone number) that you as the customer enter on the warranty certificate form may be used for after service during the warranty period and for safety inspection services afterwards.

* The warranty certificate promises free repairs during the period under the conditions stated on the warranty certificate. Therefore, the warranty certificate does not limit the legal rights of the customer with regard to the party issuing the warranty certificate (the party responsible for the warranty certificate) or other businesses.



保證書 / Warranty Certificate

本保證書基於免費維修規定，承諾於購買日起1年內提供免費維修服務。
遵循使用說明書等記載的注意事項，在正常使用狀態下發生的故障，本公司將根據保證書記載內容進行免費維修。請於保修期內攜帶本產品、保證書以及可確認購買日期的證明（收據等），前往當地經銷商或進口商客服中心申請維修。*如未確實填寫下列項目，本保證書將視為無效，請務必詳細填寫資料。

The warranty certificate is to warrant that repairs will be provided free of charge for one year from the date of purchase in accordance with the rules for free repairs.

If the product fails regardless of usage in compliance with the instruction manual and other written precautions, repairs will be provided free of charge in accordance with the details contained in the warranty certificate. To receive repairs, bring the warranty certificate and the product itself to your local agent customer service station or importer.*

*This warranty certificate is not valid until completely filled in. Please fill in the information below.

產品名稱 Product name	Style PREMIUM	製造編號 Serial No.	
產品型號 Model Number	YS-AL03A YS-AL18A AM-BK20A YS-AL		
顧客資料 Customer	姓名 Name	電話號碼 Tel. No.	
	地址 Address		
購買日期 Date of purchase	經銷商名稱 Store name	*經銷商名稱（購買店家）、地址、電話號碼 *Store name (store of purchase), address, telephone number	
保修期 Warranty Period			
自購買日期起1年 *配件除外 1 Year from the date of purchase (Except accessories)			